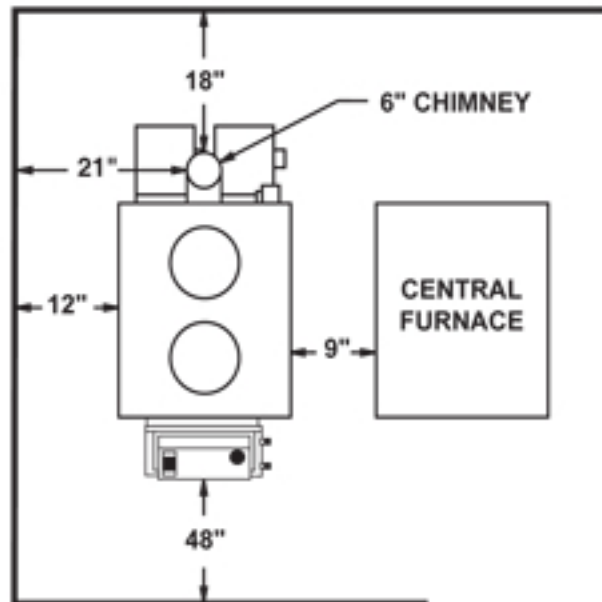
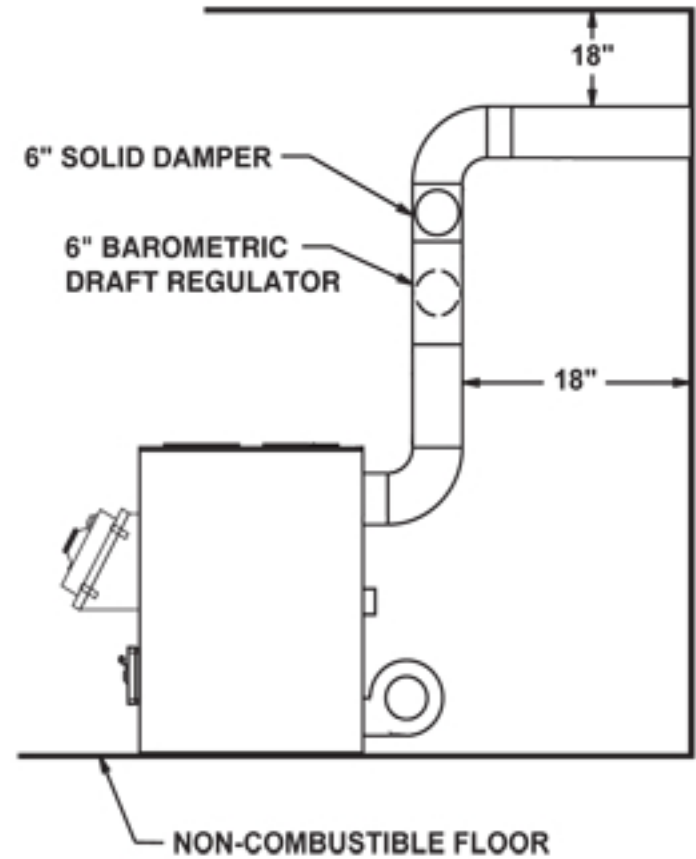
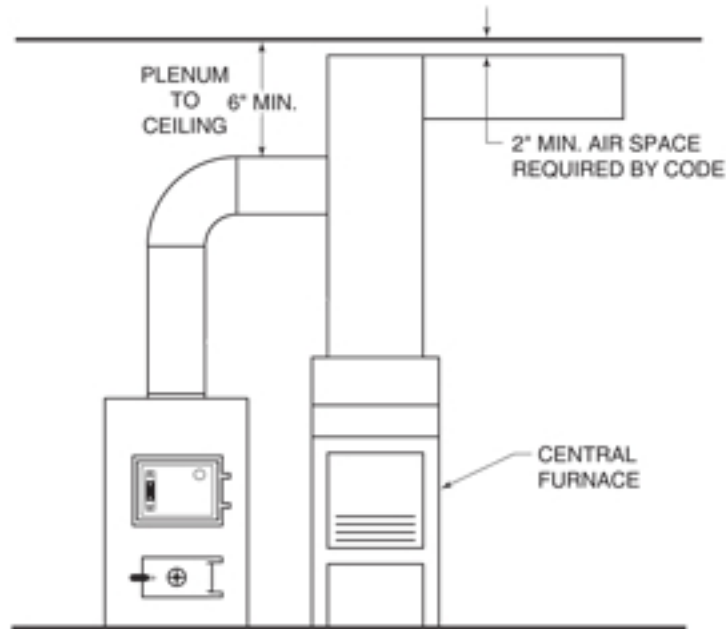


# 1300, 1400, 1500, and 1537G Clearance to Combustibles



	1300	1400	1500	1537G
Unit to Sidewall	12" (305mm)	12" (305mm)	12" (305mm)	12" (305mm)
Unit to Backwall	30" (760mm)	30" (760mm)	30" (760mm)	30" (760mm)
Front of Unit to Combustible	48" (1.22m)	48" (1.22m)	48" (1.22m)	48" (1.22m)
Chimney Pipe to Sidewall	18" (460mm)	18" (460mm)	21" (530mm)	21" (530mm)
Chimney Pipe to Backwall	18" (460mm)	18" (460mm)	18" (460mm)	18" (460mm)
Plenum to Combustibles	6" (150mm)	6" (150mm)	6" (150mm)	6" (150mm)